



DIGITAL. POWERFUL. CUSTOMIZED.

Solutions designed with
a vet's needs in mind.



NOW IS THE TIME TO GO DIGITAL.

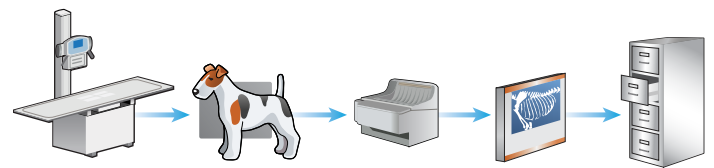
Are you considering the addition of in-house X-ray imaging to your practice? Do you have a current system you want to upgrade? Or perhaps an outdated system you need to replace?

Whatever your situation, we have the answer: powerful X-ray solutions designed just for veterinary practices. The CARESTREAM VXR X-Ray System, Vita Flex CR System or DRX-1 System, combined with CARESTREAM Image Suite software, allows you to upgrade your practice – easily and affordably.

These systems are optimized with precisely the features a vet needs – including customized animal-image processing, vet-specific order entry and exam views, and a full suite of veterinary measurement tools.

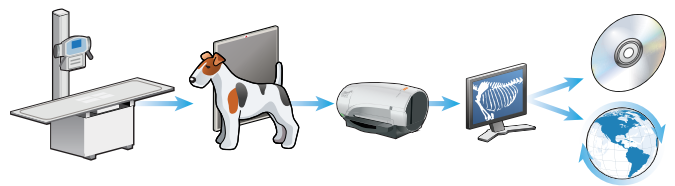
RADIOGRAPHY 101: MAKING IT CLEAR.

“CR, DR, CsI, DQE, PACS, DICOM” – jargon-heavy descriptions of X-ray technology can be hard to follow. Besides, you don’t care about all the acronyms, or the details of how the technology works – you just want to know which approach to imaging will work best for your practice. So let’s begin with a quick review of the three common approaches to radiography.



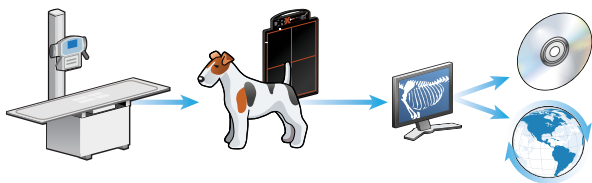
Film-based Radiology

The process familiar to most people. It’s been around for more than a century. This method exposes a sheet of film with a beam of radiation to create an image. Film gets the job done, and can provide quality diagnostic images. But it has drawbacks as well: it’s time-consuming, requires ongoing film purchases, uses harsh chemicals and consumes valuable office space to store.



Computed Radiography (CR)

This technology replaces film with a cassette containing a phosphor screen. It’s exposed the same way film is, to create a latent image on the screen. The cassette is then inserted into a scanner that captures the analog image data, converts it to digital, and displays the new, electronic image on your screen. The cassette’s screen can be used over and over – eliminating consumable costs. The CR process is much faster than film, and delivers excellent image quality. It’s a very affordable way to go digital – and a great “bridge” from film to full digital radiography (DR) imaging.



Digital Radiography (DR)

This method is also referred to as Direct Digital Radiography, because it eliminates CR's intermediate scanning step from the process. When creating the exposure, the image captured is already fully digital – and is sent instantly to your viewing station. DR delivers superb images, while boosting productivity and workflow to save you time and money.

MAKING THE TRANSITION FROM FILM TO DIGITAL.

Leaving the costs, hassles and hazards of film-based radiography is an attractive proposition. Still, going digital can seem like a big step for a smaller practice. You might be wondering, “Will the change be disruptive?” or “Will it take forever for me and my staff to master the new technology?” and “Will a digital system include all of the vet-specific features I need?” We can answer all your questions and support you through a smooth and easy transition.

“It’s time – I’m ready to invest in my practice’s very first X-ray system.”



“Our X-ray system is ancient – outdated and then some. We really need to start from scratch with a new one.”



Look to the VXR Veterinary Radiological System.

The VXR System is a feature-rich model ideal for a practice’s first foray into in-house imaging – it’s an economical X-ray unit designed specifically for veterinary applications. The integrated system incorporates all of the following components in a one-piece unit: exam table, column stand, X-ray generator, X-ray tube and control console.

The VXR is designed specifically for veterinary applications. Its features include a four-way float-top table and a compact fixed-height column for easy positioning. Best of all, the VXR System accepts film, CR cassettes or DRX-Detectors – so you can begin by using the capture

medium you’re most comfortable with, then upgrade your technology at any time – without the need to replace a single VXR System component. The system offers:

- Easy operation for all main types of veterinary exams
- Float-top table with four-way motion
- A compact, fixed-height column allowing quick positioning for all common views
- Veterinary APRs along with additional accessories and options to support all veterinary needs

“If I choose the VXR System, what other hardware will I need?”

The additional equipment you need depends on the capture medium you choose:

A Good Choice: Film – The VXR System accepts film cassettes and gold-standard CARESTREAM X-ray Film. You would simply need to purchase your film, chemicals and conventional film-processing equipment.

A Better Choice – Our **Vita Flex CR solution** combines with the VXR System to deliver the workflow and productivity benefits of digital imaging...affordably. And, you can upgrade to DR imaging at any time with no replacement or modification of your VXR system.

The Best Choice: DR – if your budget allows, go directly to full Digital Radiography with the VXR System – then purchase our state-of-the-art **DRX-1 System** for digital image capture, plus wireless speed and convenience.



VXR System




Film



CR Cassettes



Vita Flex CR



DRX-1 System

"Our current system has some life left in it, but it's ready for a serious upgrade."



Carestream CR or DR Systems Meet the Need.

Perhaps much of your basic film or CR equipment – e.g. your exam table, X-ray generator, tube, etc. – is still perfectly adequate. Yet, the rest of your system is ready for an upgrade. If this is your situation, we've got the answer.

Current Film Users:

If you're currently imaging with film, we can help you step up to the practice-altering productivity benefits of our affordable **Vita Flex CR solution** – which in turn can serve as the bridge to a state-of-the-art Carestream DR system. And you can achieve this without the need to replace your current exam table, X-ray generator or tube.

The CARESTREAM Vita Flex System.

Quality Image Scanning Made Simple

After the image has been taken, the Vita Flex CR scanner "reads" your exposed phosphor screen, and quickly creates your digital image. This affordable scanner is a compact, lightweight tabletop unit with a small footprint. This makes it ideal for smaller veterinary practices, and it can also be taken into the field. With two choices for throughput speed (30 or 45 PPH), Vita Flex CR systems offer in-house, high-quality digital imaging to match your workflow.

Current CR Users:

If your CR system has helped you grow and succeed, DR is the natural next step in your practice's evolution. The **Carestream DRX-1 System** is all you need. Again, there's no need to replace your generator or Bucky, discard your wall stand or table, or radically alter your procedures.

The CARESTREAM DRX-1 System.

The Power of Wireless Imaging

The CARESTREAM DRX-1 System introduced the power of the X-Factor, with the world's first wireless, cassette-sized detector. It's a single detector that slides right into any of your existing imaging equipment, transforming each into a full-digital capture device. Plus, you're using familiar equipment, so the learning curve is very short. Let us help you transform your X-ray system into a Digital Radiography System today! We offer the right detector for every application:

- DRX-Plus Detectors
- DRX-1C Detector for dose-sensitive applications
- DRX 2530C Detector with a smaller-format design for easy positioning – ideal for equine patients
- TDR Detector for high performance at an affordable cost

IMAGE SUITE 4: THE HEART OF OUR VET-SPECIFIC CR AND DRX SOLUTIONS.

Engineered for Veterinary Applications

VRX System, Vita Flex CR or DRX-1? You win whichever one you choose – because all three systems are based on the same remarkable software platform. It's called Image Suite, and its benefits to your practice can be tremendous.

Many digital-imaging systems marketed to vets come with a generic, human-based clinical interface that you need to adapt. By contrast, Image Suite software offers an interface designed for the way vets work. And the entire system is loaded with custom veterinary features you're looking for.

- Our order-entry screens have the fields you want and need, for selection of breed, species and more.
- You can input unique identifiers like tattoos and chip IDs.
- Veterinary-specific reference images are provided to enable accurate positioning, while sample veterinary X-rays provide guides for enhanced image quality.
- Our customized animal-image-processing database fine-tunes processing parameters for specific species, breeds, body parts and views.
- In addition to common tools like ruler, angle and zoom, we also provide a suite of specialized veterinary measurement tools that helps you arrive at precise diagnoses faster than ever before. These tools include:
 - Hip Dysplasia Measurement Tool
 - VD Thorax Measurement Tool
 - Vertebral Scale Measurement Tool
 - Tibial Tuberoses Advancement Measurement Tool
 - Tibial Plateau Leveling Osteotomy Measurement Tool
 - Laminitis Measurement Tool
 - Improved Mini-PACS for archiving images for long-term storage; with customized applications to meet Vet-specific needs and workflow



Carestream Veterinary Solutions: The Benefits Continue

Faster Care Means Better Care

When an animal is sick or injured, neither you, the owner nor the patient wants to endure a long wait for diagnostic images. So we designed these solutions to be fast. They deliver the high-quality images you need in minutes or less – so diagnoses can be made far more quickly.

Plus, reviewing diagnostic images on-screen with animal owners makes it far easier to explain the animal's condition with clarity and speed – and show owners why your recommended treatment is the best option. Of course, rapid image access also means expedited workflow and enhanced productivity in your practice.

A Fast and Easy Transition

Our simple installation process means you'll be up and running quickly. Plus, the VXR System, Vita Flex CR and the DRX-1 System with Image Suite are exceptionally simple to learn – training time is minimal, and the workflow is designed to match your current processes.

Ease of Use

Vita Flex and DRX-1 Systems utilize the identical user interface. Its design is highly intuitive, so you and your staff will be using it like experts in no time. And, should you decide to upgrade from one system to the next, there's no new interface to learn.

Images You Can Depend On

In addition to speed, you'll receive excellent image quality. These systems provide sharp, clear images that support more accurate review and diagnosis. They have been fine-tuned for the body parts and views of the animals you treat. So don't settle for processing designed for a human ankle – when what you really need is processing optimized for a canine hock.



OPTIONAL EQUIPMENT

CARESTREAM Veterinary Dental Cassette

This affordable solution allows you to maximize your investment in the Vita Flex CR System by performing intraoral dental X-rays in your office as well. Improve your patient care and customer satisfaction while generating additional revenue with this easy-to-use solution.

The kit comes with a cassette, plate holder, two sizes of plates (size 2 & 4) and hygienic envelopes.



CARESTREAM CR Screens and Cassettes

Ideal for use with the Vita Flex CR System, our line of screens and cassettes offers a wide selection of sizes:

- 8 x 10 in.
- 10 x 12 in.
- 11 x 14 in.
- 14 x 14 in.
- 14 x 17 in.
- 14 x 33 in.
- 24 x 30 cm
- 15 x 30 cm

CARESTREAM DRYVIEW 5700 Laser Imager

Ideal for veterinary practices, the DRYVIEW 5700 Laser Imager offers speed, simplicity and true affordability when a hardcopy print is needed.





SMART X-RAY SOLUTIONS

NO MATTER WHICH ROAD YOU'RE ON,
WE'LL GET YOU WHERE
YOU NEED TO GO.



RIGHT FOR TODAY.
READY FOR TOMORROW.

Right for Today. Ready for Tomorrow.

Carestream is ready to help you plan the most effective route to your X-ray imaging future. Our scalable equipment design and modular components mean high performance today, along with easy, affordable upgrades for years to come.

Let's plan your equipment migration together – you'll gain the confidence that your current technology investment will continue to pay dividends well into your future.

A Community of Service and Support

For dependable service, look to our Customer Success Network. We work continuously to improve your imaging performance, help you to innovate as needs change, and make the most of your budget and resources. Carestream's Customer Success Network surrounds you with a dynamic team of experts, with a Single Point of Entry for easy, customized access to the right people in every situation. You and your patients will benefit from the expertise and best practices only Carestream can deliver – based on thousands of customer engagements worldwide and our 100-year heritage in medical-imaging innovation.



carestream.com

"Rx only"

